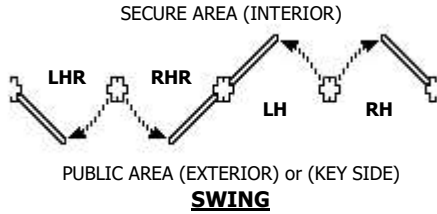




# BULLET RESISTANT WOOD DOOR DATA SHEET UL LEVELS 4-8

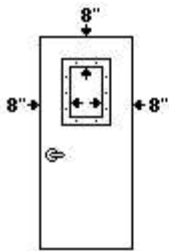
574 WEST OTTERMAN STREET  
GREENSBURG, PA 15601-0070  
TELEPHONE: (724) 834-7300  
FAX: (724) 830-2871

CUSTOMER: \_\_\_\_\_ APPROVED BY: \_\_\_\_\_  
 JOB: \_\_\_\_\_ DATE: \_\_\_\_\_  
 LOCATION: \_\_\_\_\_ SALES ORDER: \_\_\_\_\_ ITEM: \_\_\_\_\_  
 CUSTOMER PO: \_\_\_\_\_ MARK NUMBER 1: \_\_\_\_\_ ADDITIONAL MARKS: \_\_\_\_\_

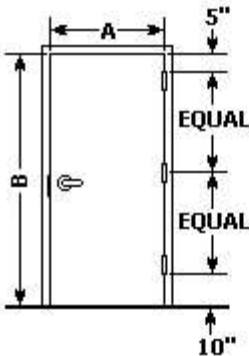


**SWING**

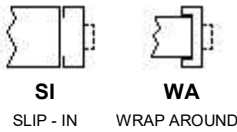
**MAXIMUM LIGHT SIZES**



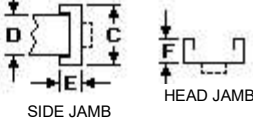
**MINIMUM STILES**



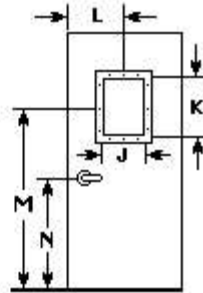
**FRAME ELEVATION**



**FRAME CONFIGURATION**



**FRAME PROFILE**



**DOOR ELEVATION**

**DOOR INFORMATION**

NUMBER OF LEAFS: \_\_\_\_\_  
 DOOR SWING: \_\_\_\_\_  
 (N) CENTER LINE (A.F.F.): \_\_\_\_\_"  
 CENTER LINE BASED ON:  
 LEVER     DEVICE     STRIKE  
 CROSS BAR     LOCK     MFG STD  
 NOTE: If no choice is selected, the center line will be based on manufacturer's specifications.

**UL 752 LEVEL**

LEVEL 4     LEVEL 6     LEVEL 8  
 LEVEL 5     LEVEL 7

**FIRE RATING**

UL LABEL: NOT AVAILABLE

**SILL INFORMATION**

SILL CONDITION: \_\_\_\_\_  
 UNDERCUT: \_\_\_\_\_"

**VENEER INFORMATION**

VENEER: \_\_\_\_\_  
 FINISH: \_\_\_\_\_  
 CUT: \_\_\_\_\_  
 VENEER MATCHING: \_\_\_\_\_  
 ASSEMBLY MATCHING: \_\_\_\_\_

**VISION LIGHT INFORMATION**

NO VISION LIGHTS REQUIRED  
 (J) VISION LIGHT WIDTH: \_\_\_\_\_"  
 (K) VISION LIGHT HEIGHT: \_\_\_\_\_"  
 (L) HORIZONTAL CL: \_\_\_\_\_"  
 (M) VERTICAL CL: \_\_\_\_\_"  
 NOTE: Glass provided by Overly, shipped loose.

**FRAME INFORMATION**

FRAME MATERIAL: \_\_\_\_\_  
 FRAME PRIMER: \_\_\_\_\_  
 FRAME CONFIGURATION: \_\_\_\_\_  
 FRAME ANCHORAGE: \_\_\_\_\_  
 (A) JAMB OPENING WIDTH: \_\_\_\_\_"  
 (B) JAMB OPENING HEIGHT: \_\_\_\_\_"  
 (C) JAMB DEPTH: \_\_\_\_\_"  
 (D) WALL THICKNESS: \_\_\_\_\_"  
 (E) JAMB TRIM: \_\_\_\_\_"  
 (F) HEAD TRIM: \_\_\_\_\_"  
 ROUGH OPENING: \_\_\_\_\_"  
 WALL TYPE:  
 METAL STUD \*     WOOD STUD  
 MASONRY/CMU     CHANNEL/TUBE STEEL  
 \*SPLIT AND EWA ONLY: Wood blocking must be placed behind metal studs.

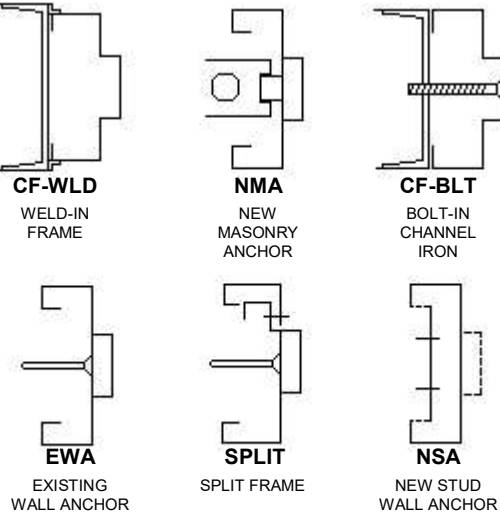
**HARDWARE**

By: Overly Others

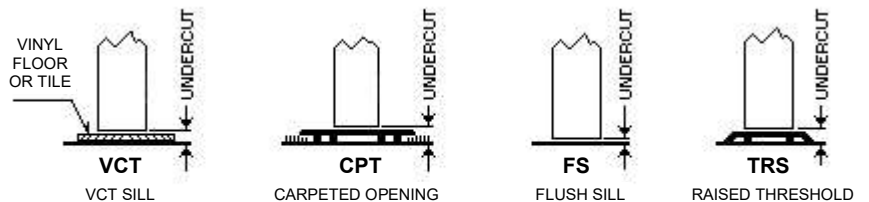
_____	<input type="checkbox"/>	<input type="checkbox"/>
_____	<input type="checkbox"/>	<input type="checkbox"/>
_____	<input type="checkbox"/>	<input type="checkbox"/>
_____	<input type="checkbox"/>	<input type="checkbox"/>
_____	<input type="checkbox"/>	<input type="checkbox"/>
_____	<input type="checkbox"/>	<input type="checkbox"/>
_____	<input type="checkbox"/>	<input type="checkbox"/>
_____	<input type="checkbox"/>	<input type="checkbox"/>

**ADDITIONAL NOTES:**

\_\_\_\_\_



**FRAME ANCHORAGE**



**SILL CONDITION**

\*\*\*BOTTOM LINE DENOTES BOTTOM OF FRAME AT ALL CONDITIONS\*\*\*