

SERIES

BLS

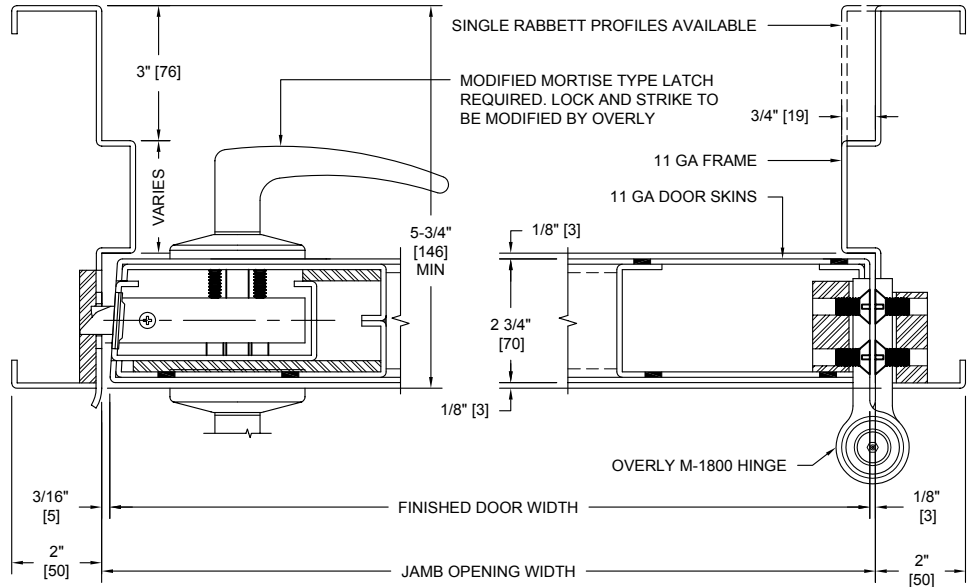


574 WEST OTTERMAN STREET
 POST OFFICE BOX 70
 GREENSBURG, PA 15601-0070
 TELEPHONE: 724-834-7300
 FAX: 724-830-2871

MODEL NO. MRB1-S / SINGLE POINT / UP TO 3.3 PSI / BLAST RESISTANT DOOR AND FRAME ASSEMBLY / SINGLE SWING

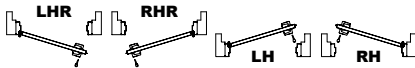
NOTES:

1. A 3'-0" x 7'-0" opening can be designed to withstand up to 3.3 psi total static load. Certain hardware restrictions may apply. Final pressure rating will be determined by our Blast Engineering Department once entire product has been specified. See chart below.
2. All exposed surfaces of frame to receive one coat of rust inhibitive prime paint.
3. Door must be equipped with a modified mortise type lock set and Overly M-1800 extreme duty hinges.
4. Various weather-stripping options are available.
5. Removable and fixed type transom configurations are available.
6. Various size vision lites and side lites available.
7. Also available with panic hardware.



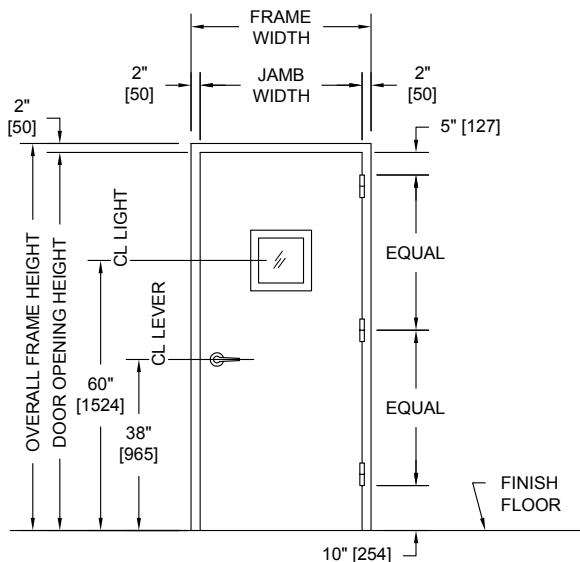
HORIZONTAL SECTION

SECURED AREA (INTERIOR)



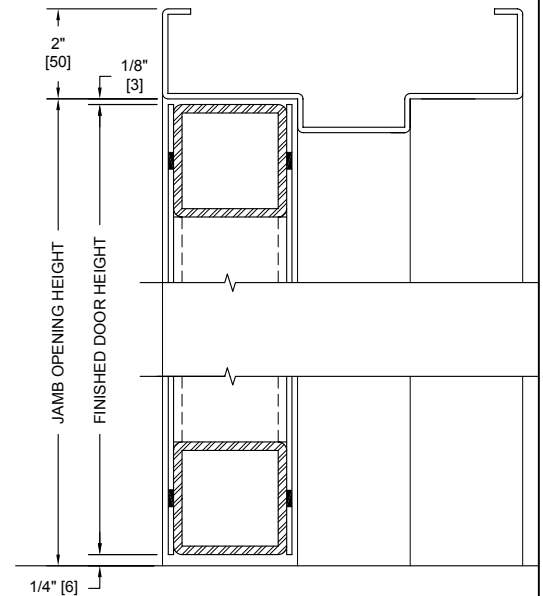
(KEY) SIDE

PUBLIC AREA (EXTERIOR)



PUBLIC SIDE ELEVATION

RIGHT HAND REVERSE BEVEL SHOWN
 SHOWN WITH 10" X 10" VISION LIGHT



VERTICAL SECTION

PRE-ENGINEERED BLAST DOOR SELECTOR CHART

3'-0" x 7'-0"	3'-0" x 8'-0"	3'-0" x 9'-2"	4'-0" x 7'-0"	4'-0" x 8'-0"
3.3 psi [22.8 kPa]	2.89 psi [19.9 kPa]	2.52 psi [17.4 kPa]	2.48 psi [17.1 kPa]	2.17 psi [15 kPa]

ALL DIMENSIONS BOTH IN INCHES AND MILLIMETERS