

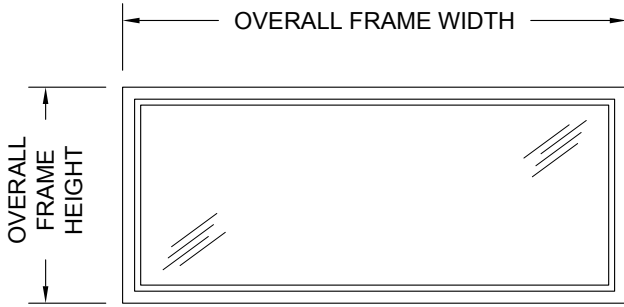
# SERIES

# SC

**OVERLY**  
DOOR COMPANY

574 WEST OTTERMAN STREET  
POST OFFICE BOX 70  
GREENSBURG, PA 15601-0070  
TELEPHONE: 724-834-7300  
FAX: 724-830-2871

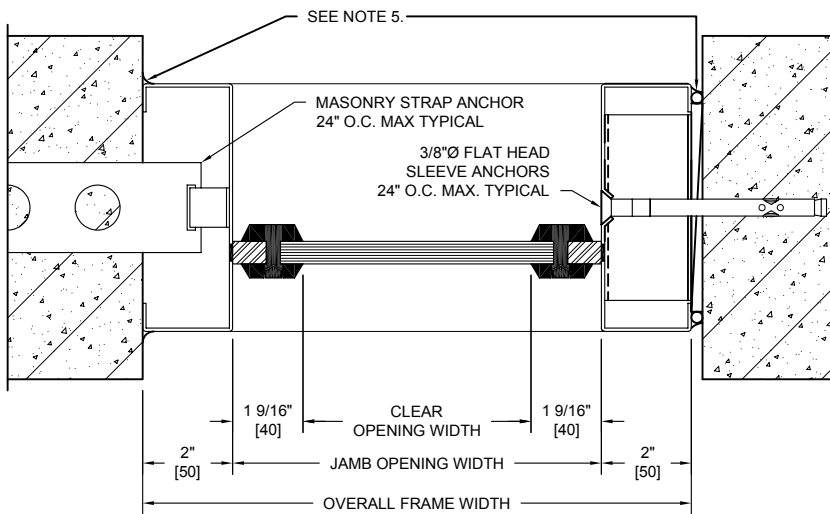
**MODEL NO. 3892279 / STC 38 / SINGLE GLAZED / SOUND CONTROL FIXED WINDOW ASSEMBLY / ZIPPER GASKET GLAZING**



**ELEVATION**

**NOTES:**

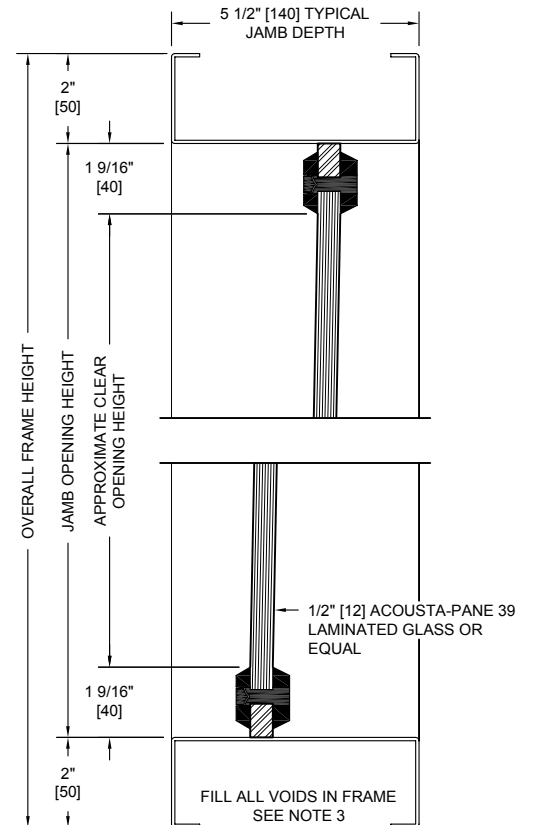
1. All exposed surfaces of frame to receive one coat of rust inhibitive prime paint.
2. Unit weight, including frame, glass, and glazing, is 9.6 pounds per square foot.
3. Frames equipped with masonry anchors must be grouted full in field. Bolt-in type frames must have all voids in head, jambs, and sill packed with 6 to 12 pound density mineral wool.
4. Sloped glass standard. Vertical glass (non-standard) available upon request.
5. All voids between wall and frame must be continuously caulked.



SHOWING BUILT-IN INSTALLATION IN MASONRY PARTITION

SHOWING BOLT-IN INSTALLATION IN MASONRY PARTITION

**HORIZONTAL SECTION**



**VERTICAL SECTION**

SOUND TRANSMISSION LOSS IN dB AT FREQUENCY / HERTZ																	
100	125	160	200	250	315	400	500	630	800	1000	1250	1600	2000	2500	3150	4000	5000
30	30	32	29	31	32	33	35	37	38	38	36	38	42	45	48	51	53

ALL DIMENSIONS BOTH IN INCHES AND MILLIMETERS