

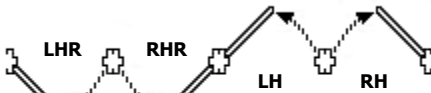


351 HARVEY AVE, SUITE B  
GREENSBURG, PA 15601  
TELEPHONE: (724) 834-7300  
www.overly.com

## ACOUSTICAL METAL DOOR DATA SHEET

CUSTOMER: _____	APPROVED BY: _____
JOB: _____	DATE: _____
LOCATION: _____	SALES ORDER: _____ ITEM: _____
CUSTOMER PO: _____	MARK NUMBER 1: _____
_____	_____
_____	_____
_____	_____
_____	_____

### SECURE AREA (INTERIOR)

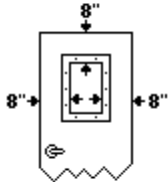


PUBLIC AREA (EXTERIOR) or (KEY SIDE)

### SWING

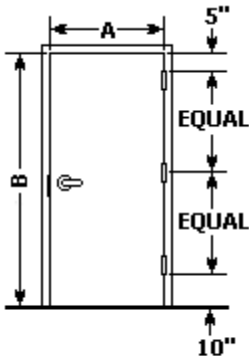
#### MAXIMUM LIGHT SIZES WITH U.L. FIRE LABEL

3 HOUR - NO LIGHT  
1 1/2 HOUR - 100 in.<sup>2</sup>  
3/4 HOUR - 1296 in.<sup>2</sup>

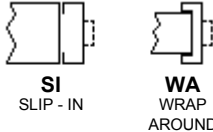


Larger sizes are available with the use of Firelite glass - contact the factory for more information

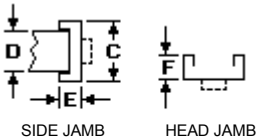
#### MINIMUM STILES



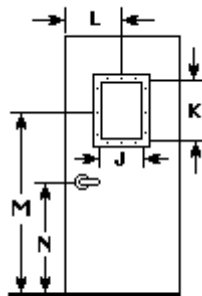
#### FRAME ELEVATION



#### FRAME CONFIGURATION



#### FRAME PROFILE



#### DOOR ELEVATION

### DOOR INFORMATION

MODEL NUMBER: \_\_\_\_\_  
NUMBER OF LEAFS: \_\_\_\_\_  
DOOR SWING: \_\_\_\_\_  
MATERIAL: \_\_\_\_\_  
PRIMER: \_\_\_\_\_  
REQUESTED STC: \_\_\_\_\_  
(N) CENTER LINE (A.F.F.): \_\_\_\_\_

#### CENTER LINE BASED ON:

☐ LEVER ☐ DEVICE ☐ STRIKE  
☐ CROSS BAR ☐ LOCK ☐ MFG STD

NOTE: If no choice is selected, the center line will be based on manufacturer's specifications.

### FIRE RATING

☐ No Label

UL LABEL: ☐ 3 HR ☐ 1-1/2 HR ☐ 3/4 HR ☐ 20 MIN

UL PROCEDURE: UL10C

NOTE: Some models may not bear a 3 hour U.L. fire label.  
All UL rated openings will meet the UL10C procedure.

### SILL INFORMATION

SILL CONDITION: \_\_\_\_\_  
(G) FLOORING THICKNESS \_\_\_\_\_  
(H) THRESHOLD THICKNESS: \_\_\_\_\_

### VISION LIGHT INFORMATION

☐ NO VISION LIGHTS REQUIRED  
(J) VISION LIGHT WIDTH: \_\_\_\_\_  
(K) VISION LIGHT HEIGHT: \_\_\_\_\_  
(L) HORIZONTAL CL: \_\_\_\_\_  
(M) VERTICAL CL: \_\_\_\_\_  
GLASS PROVIDED BY: ☐ OVERLY ☐ OTHERS

### FRAME INFORMATION

FRAME CONFIGURATION: \_\_\_\_\_  
FRAME ANCHORAGE: \_\_\_\_\_  
(A) JAMB OPENING WIDTH: \_\_\_\_\_  
(B) JAMB OPENING HEIGHT: \_\_\_\_\_  
(C) JAMB DEPTH: \_\_\_\_\_  
(D) WALL THICKNESS: \_\_\_\_\_  
(E) JAMB TRIM: \_\_\_\_\_  
(F) HEAD TRIM: \_\_\_\_\_  
ROUGH OPENING: \* \_\_\_\_\_

\*Not required for NSA or NMA frame anchorage.

#### WALL TYPE:

☐ METAL STUD \*\* ☐ WOOD STUD  
☐ MASONRY/CMU ☐ CHANNEL/TUBE STEEL

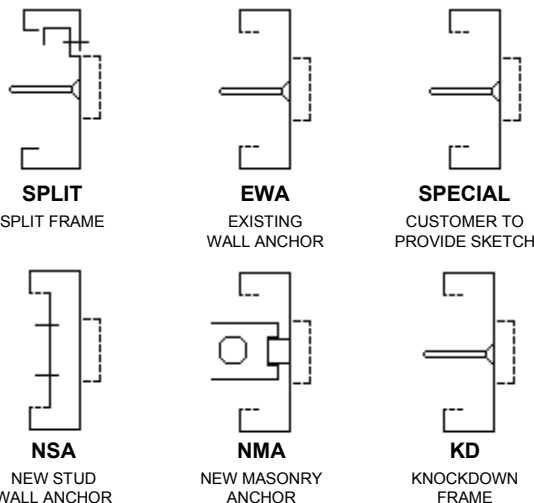
\*\*SPLIT AND EWA ONLY: Wood blocking must be placed behind metal studs.

### HARDWARE

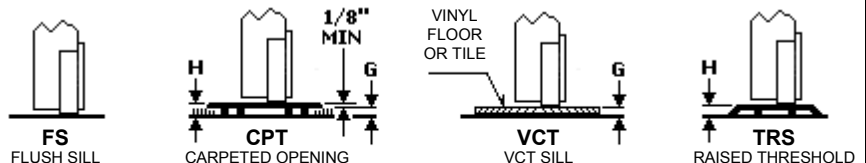
By: Overly Others



### ADDITIONAL NOTES:



#### FRAME ANCHORAGE



\*\*\*BOTTOM LINE DENOTES BOTTOM OF FRAME AT ALL CONDITIONS\*\*\*

#### SILL CONDITION