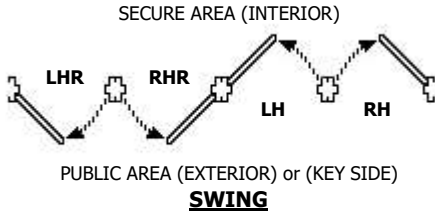




BULLET RESISTANT WOOD DOOR DATA SHEET UL LEVELS 4-8

574 WEST OTTERMAN STREET
GREENSBURG, PA 15601-0070
TELEPHONE: (724) 834-7300
FAX: (724) 830-2871

CUSTOMER: _____ APPROVED BY: _____
 JOB: _____ DATE: _____
 LOCATION: _____ SALES ORDER: _____ ITEM: _____
 CUSTOMER PO: _____ MARK NUMBER 1: _____ ADDITIONAL MARKS: _____



SWING

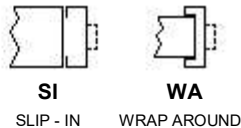
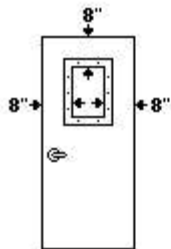
DOOR INFORMATION

NUMBER OF LEAFS: _____
 DOOR SWING: _____
 (N) CENTER LINE (A.F.F.): _____"
 CENTER LINE BASED ON:
 LEVER DEVICE STRIKE
 CROSS BAR LOCK MFG STD
 NOTE: If no choice is selected, the center line will be based on manufacturer's specifications.

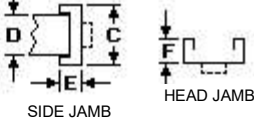
VISION LIGHT INFORMATION

NO VISION LIGHTS REQUIRED
 (J) VISION LIGHT WIDTH: _____"
 (K) VISION LIGHT HEIGHT: _____"
 (L) HORIZONTAL CL: _____"
 (M) VERTICAL CL: _____"
 NOTE: Glass provided by Overly, shipped loose.

MAXIMUM LIGHT SIZES



FRAME CONFIGURATION



FRAME PROFILE

UL 752 LEVEL

LEVEL 4 LEVEL 6 LEVEL 8
 LEVEL 5 LEVEL 7

FIRE RATING

UL LABEL: NOT AVAILABLE

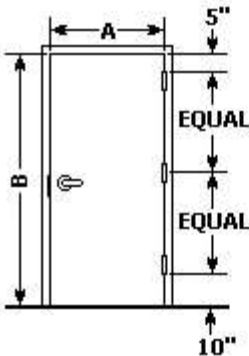
SILL INFORMATION

SILL CONDITION: _____"
 UNDERCUT: _____"

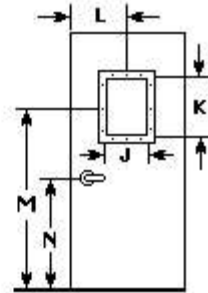
FRAME INFORMATION

FRAME MATERIAL: _____
 FRAME PRIMER: _____
 FRAME CONFIGURATION: _____
 FRAME ANCHORAGE: _____
 (A) JAMB OPENING WIDTH: _____"
 (B) JAMB OPENING HEIGHT: _____"
 (C) JAMB DEPTH: _____"
 (D) WALL THICKNESS: _____"
 (E) JAMB TRIM: _____"
 (F) HEAD TRIM: _____"
 ROUGH OPENING: _____"
 WALL TYPE:
 METAL STUD * WOOD STUD
 MASONRY/CMU CHANNEL/TUBE STEEL
 *SPLIT AND EWA ONLY: Wood blocking must be placed behind metal studs.

MINIMUM STILES



FRAME ELEVATION



DOOR ELEVATION

VENEER INFORMATION

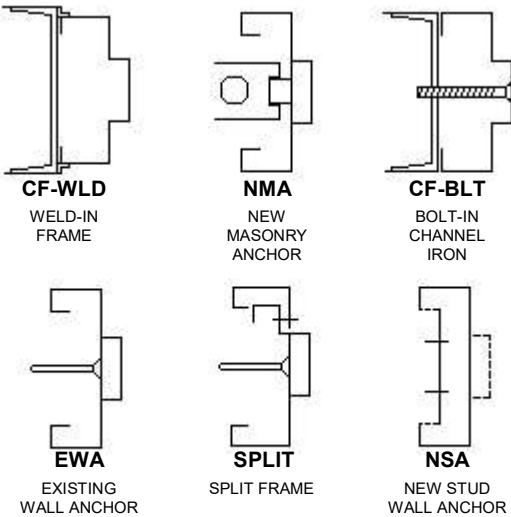
VENEER: _____
 FINISH: _____
 CUT: _____
 VENEER MATCHING: _____
 ASSEMBLY MATCHING: _____
 FSC/COC REQUIRED?

HARDWARE

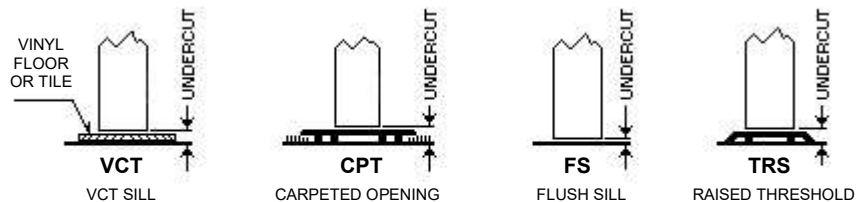
By: Overly Others

_____	<input type="checkbox"/>	<input type="checkbox"/>
_____	<input type="checkbox"/>	<input type="checkbox"/>
_____	<input type="checkbox"/>	<input type="checkbox"/>
_____	<input type="checkbox"/>	<input type="checkbox"/>
_____	<input type="checkbox"/>	<input type="checkbox"/>
_____	<input type="checkbox"/>	<input type="checkbox"/>
_____	<input type="checkbox"/>	<input type="checkbox"/>
_____	<input type="checkbox"/>	<input type="checkbox"/>

ADDITIONAL NOTES:



FRAME ANCHORAGE



SILL CONDITION

BOTTOM LINE DENOTES BOTTOM OF FRAME AT ALL CONDITIONS