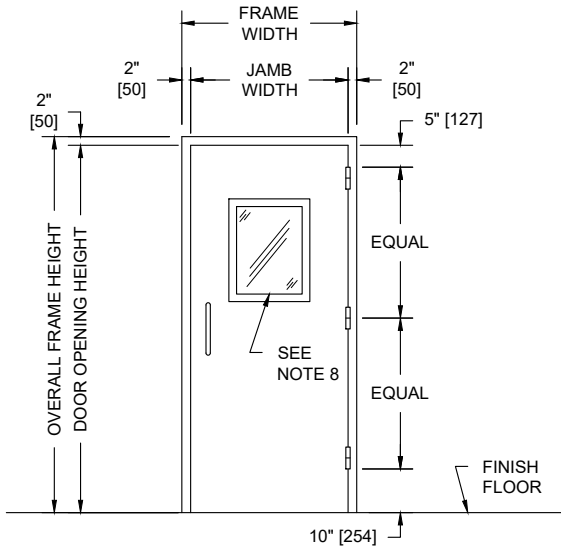
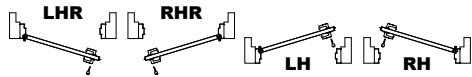


**MODEL NO. 4712022 / STC 47 / E90-09 / DUAL GLAZED SOUND CONTROL DOOR AND FRAME ASSEMBLY / SINGLE MAGNETIC GASKETS PUSH/PULL OPERATION / NO LATCHING DEVICE REQUIRED**



**PUBLIC SIDE ELEVATION**  
RIGHT HAND REVERSE BEVEL SHOWN

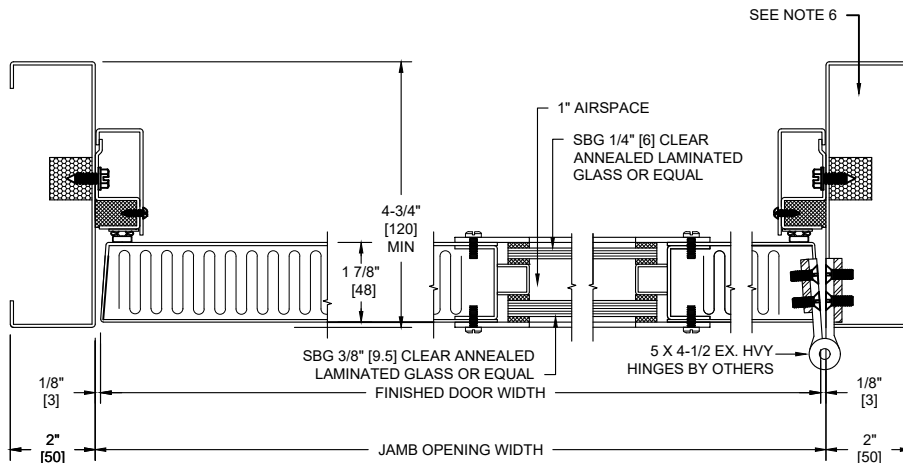
**SECURED AREA (INTERIOR)**



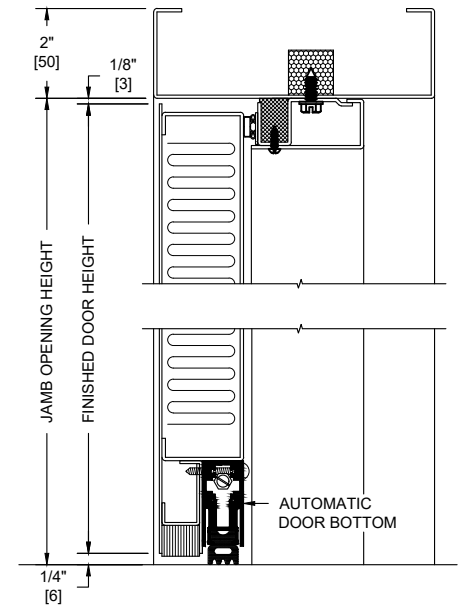
**(KEY) SIDE**  
**PUBLIC AREA (EXTERIOR)**

**NOTES:**

1. All exposed surfaces of door and frame to receive one coat of rust inhibitive prime paint.
2. Door bottom requires flush level sealing surface. Wood, aluminum, or stainless steel threshold recommended. Do not seal against carpet.
3. Frame is equipped with Overly single magnetic seals at head and jambs. Door is equipped with an automatic door bottom.
4. Door weight is 9.14 pounds per square foot.
5. Door can be equipped with push/pull plates and closer, Customer to specify.
6. Frames equipped with masonry anchors must be grouted full in field. Bolt-in type frames must have all voids in head and jambs packed with 6 to 12 pound density mineral wool and all voids between wall and frame continuously caulked.
7. Unit CANNOT bear a UL fire label.
8. Door tested acoustically with 300 square inch vision light. Customer to specify size.
9. Unit tested as single door at Riverbank Acoustical Laboratories. Results are described in Test Report No. TL12-021 with sound transmission results as shown in the chart below.
10. Door construction is covered by US Patent No. 5,417,029.



**HORIZONTAL SECTION**



**VERTICAL SECTION**

SOUND TRANSMISSION LOSS IN dB AT FREQUENCY / HERTZ																	
100	125	160	200	250	315	400	500	630	800	1000	1250	1600	2000	2500	3150	4000	5000
30	28	33	32	39	44	44	46	47	44	44	47	50	52	52	51	51	51

ALL DIMENSIONS BOTH IN INCHES AND MILLIMETERS