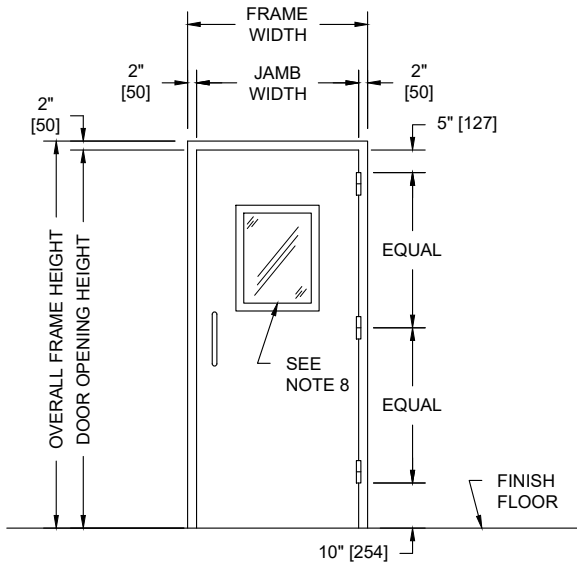


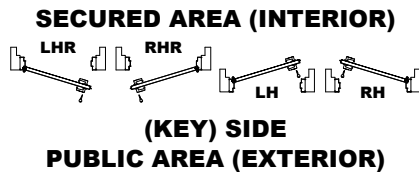
MODEL NO. 470463 / STC 47 / DUAL GLAZED SOUND CONTROL DOOR AND FRAME ASSEMBLY / DUAL MAGNETIC GASKETS PUSH/PULL OPERATION / NO LATCHING DEVICE REQUIRED



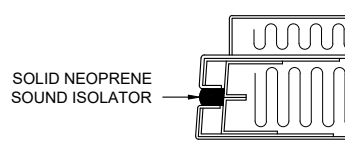
PUBLIC SIDE ELEVATION
RIGHT HAND REVERSE BEVEL SHOWN

NOTES:

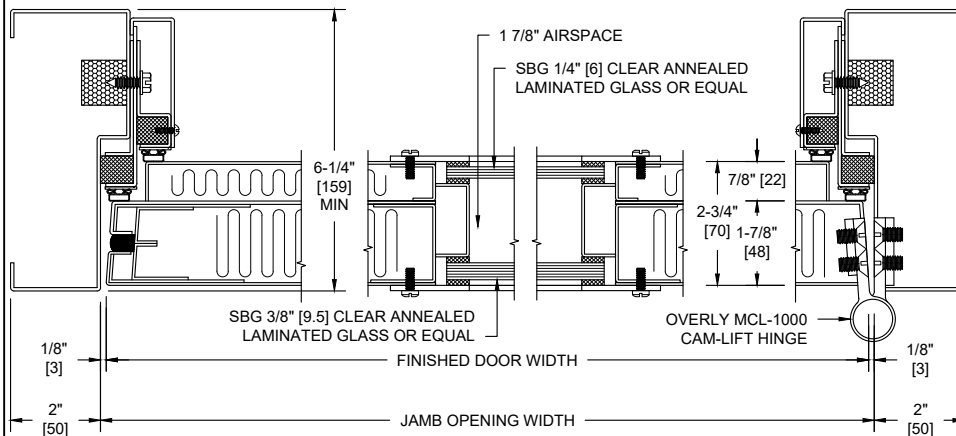
1. All exposed surfaces of door and frame to receive one coat of rust inhibitive prime paint.
2. Door bottom requires flush level sealing surface. Wood, aluminum, or stainless steel threshold recommended. Do not seal against carpet.
3. Frame is equipped with Overly dual magnetic seals at head and jambs. Door is equipped with an Overly Super "H" door bottom.
4. Door weight is 13.68 pounds per square foot.
5. Door can be equipped with push/pull plates and closer, Customer to specify.
6. Frames equipped with masonry anchors must be grouted full in field. Bolt-in type frames must have all voids in head and jambs packed with 6 to 12 pound density mineral wool and all voids between wall and frame continuously caulked.
7. Unit CANNOT bear a UL fire label.
8. Door tested acoustically with 300 square inch vision light. Customer to specify size.
9. Unit tested as single door at Riverbank Acoustical Laboratories. Results are described in Test Report No. TL04-63 with sound transmission results as shown in chart below.
10. Door construction is covered by US Patent No. 5,417,029.



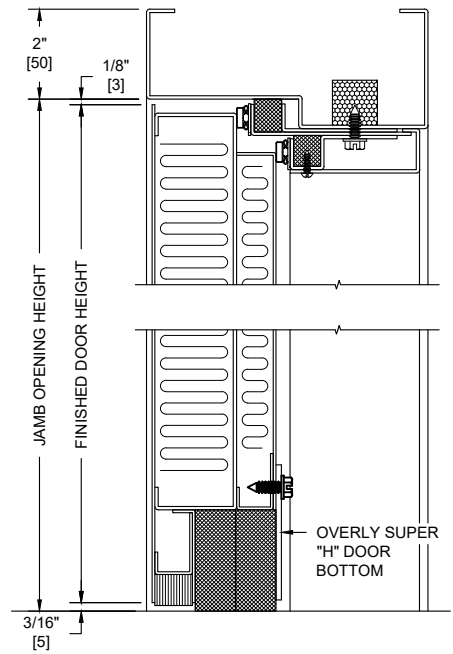
(KEY) SIDE
PUBLIC AREA (EXTERIOR)



TYPICAL EDGE CONSTRUCTION
ABOVE AND BELOW LOCK CUTOUTS



HORIZONTAL SECTION



VERTICAL SECTION

SOUND TRANSMISSION LOSS IN dB AT FREQUENCY / HERTZ																	
100	125	160	200	250	315	400	500	630	800	1000	1250	1600	2000	2500	3150	4000	5000
32	26	32	36	40	44	45	45	46	47	47	47	50	53	55	56	57	60

ALL DIMENSIONS BOTH IN INCHES AND MILLIMETERS