

SERIES

WWW.OVERLY.COM

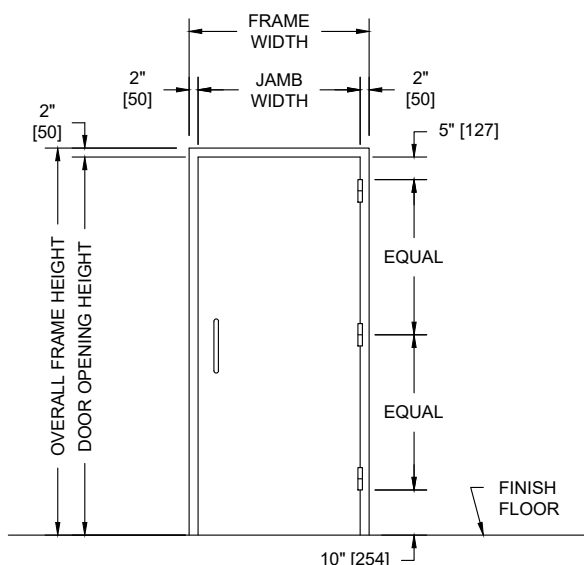
SC

OVERLY
DOOR COMPANY

**MODEL NO. 509592 / STC 50 / FLUSH SOUND CONTROL
DOOR AND FRAME ASSEMBLY / DUAL MAGNETIC GASKETS
PUSH/PULL OPERATION / NO LATCHING DEVICE REQUIRED**

NOTES:

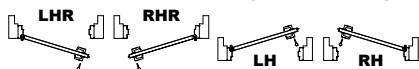
1. All exposed surfaces of door and frame to receive one coat of rust inhibitive prime paint.
2. Door bottom requires flush level sealing surface. Wood, aluminum, or stainless steel threshold recommended. Do not seal against carpet.
3. Frame is equipped with Overly dual magnetic seals at head and jambs. Door is equipped with an Overly Super "H" door bottom.
4. Door weight is 15.0 pounds per square foot.
5. Door can be equipped with push/pull plates and closer, Customer to specify.
6. Frames equipped with masonry anchors must be grouted full in field. Bolt-in type frames must have all voids in head and jambs packed with 6 to 12 pound density mineral wool and all voids between wall and frame continuously caulked.
7. Unit CANNOT bear a UL fire label.
8. Unit tested as single door at Riverbank Acoustical Laboratories. Results are described in Test Report No. TL95-90 with sound transmission results as shown in chart below.
9. Door construction is covered by US Patent No. 5,417,029.



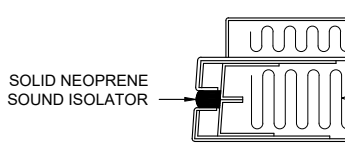
PUBLIC SIDE ELEVATION

RIGHT HAND REVERSE BEVEL SHOWN

SECURED AREA (INTERIOR)

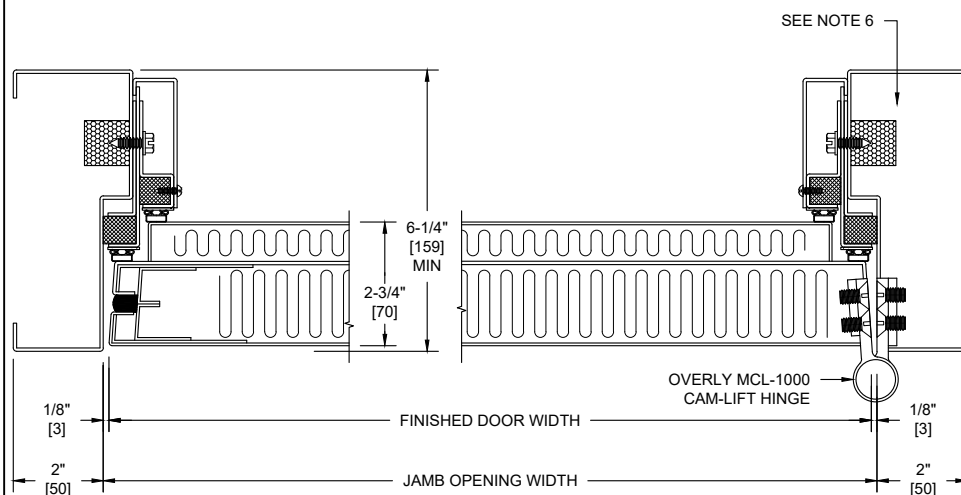


**(KEY) SIDE
PUBLIC AREA (EXTERIOR)**

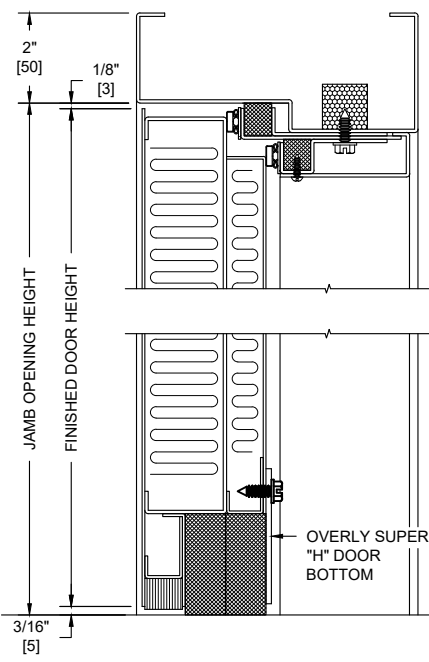


TYPICAL EDGE CONSTRUCTION

ABOVE AND BELOW LOCK CUTOUTS



HORIZONTAL SECTION



VERTICAL SECTION

SOUND TRANSMISSION LOSS IN dB AT FREQUENCY / HERTZ

100	125	160	200	250	315	400	500	630	800	1000	1250	1600	2000	2500	3150	4000	5000
34	36	39	41	42	44	47	48	51	51	47	48	51	52	53	55	55	58

ALL DIMENSIONS
BOTH IN INCHES
AND MILLIMETERS