

RIVERBANK ACOUSTICAL LABORATORIES

1512 BATAVIA AVENUE
GENEVA, ILLINOIS 60134

OF
IIT RESEARCH INSTITUTE

708/232-0104

FOUNDED 1918 BY

WALLACE CLEMENT SABINE

REPORT

FOR: Overly Manufacturing Company

Sound Transmission Loss
Test RAL™-TL95-92

ON: Fully Operable Swinging
Door Model STC509592

Page 1 of 3

CONDUCTED: 23 March 1995

TEST METHOD

Unless otherwise designated, the measurements reported below were made with all facilities and procedures in explicit conformity with the ASTM Designations E90-90 and E413-87, as well as other pertinent standards. Riverbank Acoustical Laboratories has been accredited by the U.S. Department of Commerce, National Institute of Standards and Technology (NIST) under the National Voluntary Laboratory Accreditation Program (NVLAP) for this test procedure. A description of the measuring technique is available separately. The microphone used was a Bruel & Kjaer serial number 1440522.

DESCRIPTION OF THE SPECIMEN

The test specimen was designated by the manufacturer as a fully operable swinging door, Model STC509592. The unit consisted of a metal frame and a reflective panel applied to the interior face of the door panel. The overall dimensions of the specimen as measured were 914 mm (36 in.) wide by 2.13 m (84 in.) high and 76 mm (3 in.) thick. The specimen was placed directly in the client's adapter frame and tested in the 1.22 m (4 ft) by 2.44 m (8 ft) test opening. The adapter frame was sealed on the surface faces and periphery (both sides) with a dense mastic. The manufacturer's description of the specimen was as follows:

On both the lock and hinge edges of the door, the outer skin was isolated from the inner skin by a 9.5 mm (0.375 in.) by 12.7 mm (0.5 in.) rubber insert. The top and bottom edge caps were 16 gauge steel channels filled with rockwool. The reflective panel construction consisted of an 18 gauge formed skin which was lined with a layer of 19 mm (0.75 in.) thick, 9 pcf rockwool. The bottom of the door had a fixed felt seal and an adjustable "Super H" closed cell neoprene seal. The 14 gauge metal frame was equipped with double magnetic seals at the head and jams. The frame had 4.7 mm (0.187 in.) steel hinge reinforcements with mud boxes. The door was hung on two full mortise cam-lift hinges. The door was not equipped with a positive latching mechanism and was held closed by the dual magnetic gaskets. A manufacturer's description is maintained on file. At the request of the manufacturer the details of the construction were purposely withheld from this report in order that the manufacturer may control full proprietary rights regarding the product. The weight of the door panel as determined was 143 kg (316 lbs) an average of 73.3 kg/m² (15.0 lbs/ft²). The transmission area used in the calculations was 1.95 m² (21 ft²). The specimen was opened and closed at least five times, and the test was conducted with no further adjustments. The source and receiving room temperatures at the time of the test were 20°C (68±2°F) and 61±2% relative humidity.

THE RESULTS REPORTED ABOVE APPLY ONLY TO THE SPECIFIC SAMPLE SUBMITTED FOR MEASUREMENT. NO RESPONSIBILITY IS ASSUMED FOR PERFORMANCE OF ANY OTHER SPECIMEN.



ACCREDITED BY DEPARTMENT OF COMMERCE, NATIONAL VOLUNTARY LABORATORY
ACCREDITATION PROGRAM FOR SELECTED TEST METHODS FOR ACOUSTICS.
THE LABORATORY'S ACCREDITATION OR ANY OF ITS TEST REPORTS IN NO WAY CONSTITUTES
OR IMPLIES PRODUCT CERTIFICATION, APPROVAL, OR ENDORSEMENT BY NIST.

RIVERBANK ACOUSTICAL LABORATORIES

1512 BATAVIA AVENUE
GENEVA, ILLINOIS 60134

OF
IIT RESEARCH INSTITUTE

708/232-0104
FOUNDED 1918 BY
WALLACE CLEMENT SABINE

REPORT

Overly Manufacturing Company

RAL™-TL95-92

23 March 1995

Page 2 of 3

TEST RESULTS

Sound transmission loss values are tabulated at the eighteen standard frequencies. A graphic presentation of the data and additional information appear on the following pages. The precision of the TL test data are within the limits set by the ASTM Standard E90-90.


<u>FREQ.</u>	<u>T.L.</u>	<u>C.L.</u>	<u>DEF.</u>	<u>FREQ.</u>	<u>T.L.</u>	<u>C.L.</u>	<u>DEF.</u>
100	34	0.61	0	800	51	0.23	1
125	36	0.40	0	1000	47	0.15	6
160	39	0.43	0	1250	48	0.18	6
200	41	0.26	0	1600	51	0.18	3
250	42	0.30	1	2000	52	0.15	2
315	44	0.25	2	2500	53	0.13	1
400	47	0.32	2	3150	55	0.11	0
500	48	0.28	2	4000	55	0.09	0
630	51	0.25	0	5000	58	0.07	0

STC = 50


ABBREVIATION INDEX

FREQ. = FREQUENCY, HERTZ, (cps)
T.L. = TRANSMISSION LOSS, dB
C.L. = UNCERTAINTY IN dB, FOR A 95% CONFIDENCE LIMIT
DEF. = DEFICIENCIES, dB<STC CONTOUR
STC = SOUND TRANSMISSION CLASS

Tested &
Reviewed by


Peter E. Straus
Senior Experimentalist

Submitted by


John W. Kopec
Laboratory Manager

RIVERBANK ACOUSTICAL LABORATORIES

1512 BATAVIA AVENUE
GENEVA, ILLINOIS 60134

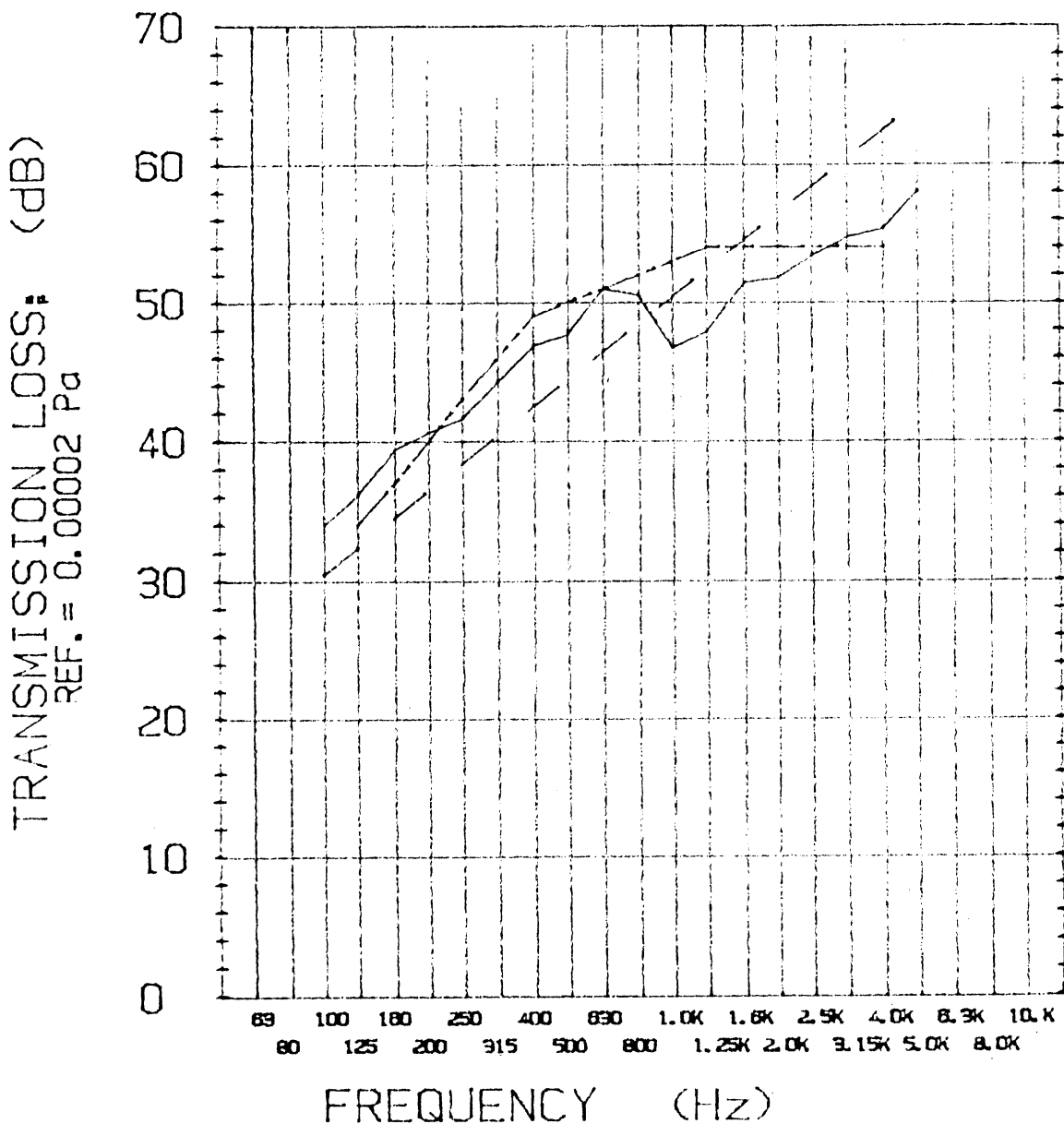
OF
IIT RESEARCH INSTITUTE

708/232-0104
FOUNDED 1918 BY
WALLACE CLEMENT SABINE

REPORT

TRANSMISSION LOSS REPORT

RAL-TL95-92 Page 3 of 3



- — — TRANSMISSION LOSS
- - - SOUND TRANSMISSION CLASS CONTOUR
- . - MASS LAW CONTOUR

THE RESULTS REPORTED ABOVE APPLY ONLY TO THE SPECIFIC SAMPLE SUBMITTED FOR MEASUREMENT. NO RESPONSIBILITY IS ASSUMED FOR PERFORMANCE OF ANY OTHER SPECIMEN.
ACCREDITED BY DEPARTMENT OF COMMERCE, NATIONAL VOLUNTARY LABORATORY
ACCREDITATION PROGRAM FOR SELECTED TEST METHODS FOR ACOUSTICS.
THE LABORATORY'S ACCREDITATION OR ANY OF ITS TEST REPORTS IN NO WAY CONSTITUTES
OR IMPLIES PRODUCT CERTIFICATION, APPROVAL, OR ENDORSEMENT BY NIST.

