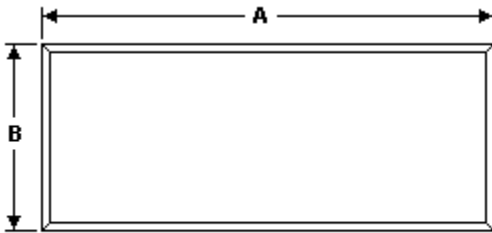




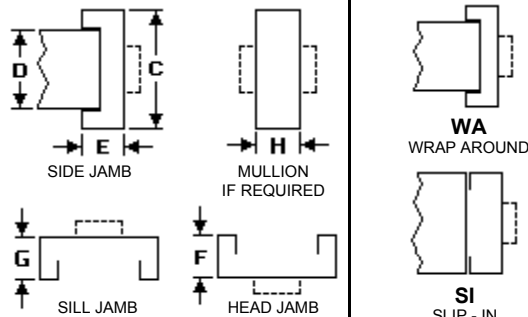
351 HARVEY AVE, SUITE B
GREENSBURG, PA 15601
TELEPHONE: (724) 834-7300
www.overly.com

ACOUSTICAL METAL WINDOW DATA SHEET

CUSTOMER: _____	APPROVED BY: _____
JOB: _____	DATE: _____
LOCATION: _____	SALES ORDER: _____ ITEM: _____
CUSTOMER PO: _____	MARK NUMBER 1: _____
_____	ADDITIONAL MARKS: _____
_____	_____
_____	_____
_____	_____
_____	_____

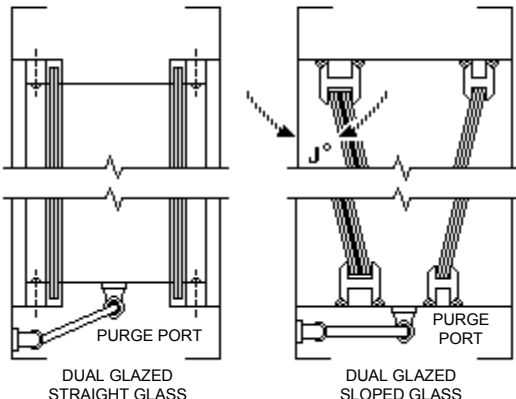
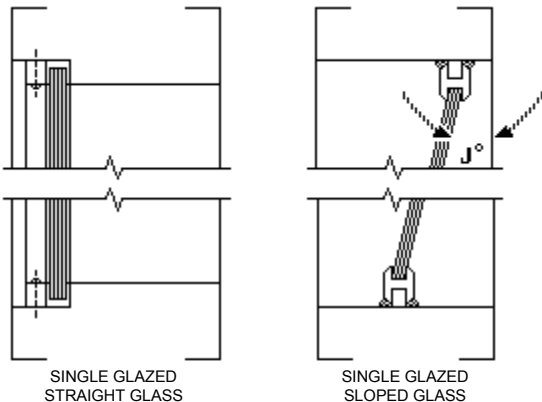


ELEVATION



FRAME PROFILE

FRAME CONFIGURATION



WINDOW INFORMATION

MODEL NUMBER: _____
MATERIAL: _____
PRIMER: _____
REQUESTED STC: _____

FIRE RATING*

UL LABEL: ☐ 3/4 HOUR ☐ No Label

* MAXIMUM LIGHT SIZES WITH UL:
-Wire Glass - 1296 in² per lite

* NOTE:
-Larger sizes are available with the use of Firelite glass.

-Maximum UL listed sizes apply, please contact the factory.

MULLION INFORMATION

VERTICAL MULLION REQUIRED?: ☐ YES ☐ NO

IF YES, SPECIFY QUANTITY: _____

HORIZONTAL MULLION REQUIRED?: ☐ YES ☐ NO

IF YES, SPECIFY QUANTITY: _____

(H) MULLION TRIM SIZE: _____

GLASS INFORMATION

GLASS PROVIDED BY: ☐ OVERLY ☐ OTHERS

NOTE: If glass is provided by others, Overly must specify the size and configuration in order to meet the STC rating.

IS THE GLASS SLOPED?: ☐ YES ☐ NO

(J) IF YES, SPECIFY DEGREE: _____

PURGE PORTS REQUIRED?: ☐ YES ☐ NO

FRAME INFORMATION

FRAME CONFIGURATION: _____

FRAME ANCHORAGE: _____

(A) OVERALL FRAME WIDTH: _____"

(B) OVERALL FRAME HEIGHT: _____"

(C) JAMB DEPTH: _____"

(D) WALL THICKNESS: _____"

(E) JAMB TRIM: _____"

(F) HEAD TRIM: _____"

(G) SILL TRIM: _____"

ROUGH OPENING: _____"

WALL TYPE:

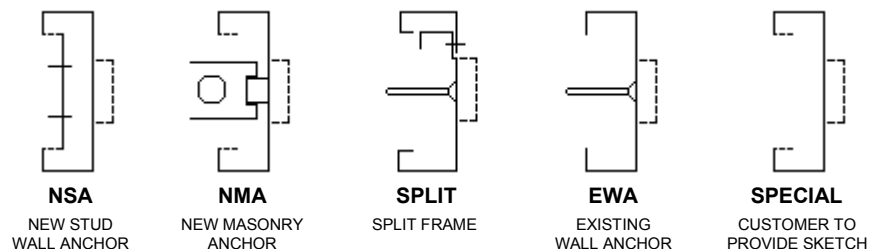
☐ METAL STUD * ☐ WOOD STUD
☐ MASONRY/CMU ☐ CHANNEL/TUBE STEEL

*SPLIT AND EWA ONLY: Wood blocking must be placed behind metal studs.

NOTES:

PLEASE NOTE:

FRAME AND GLASS SIZES ARE SHOWN IN A GENERAL CONFIGURATION. ACTUAL FRAME AND GLASS SIZES DEPEND ON THE STC RATING AND MODEL.



FRAME ANCHORAGE