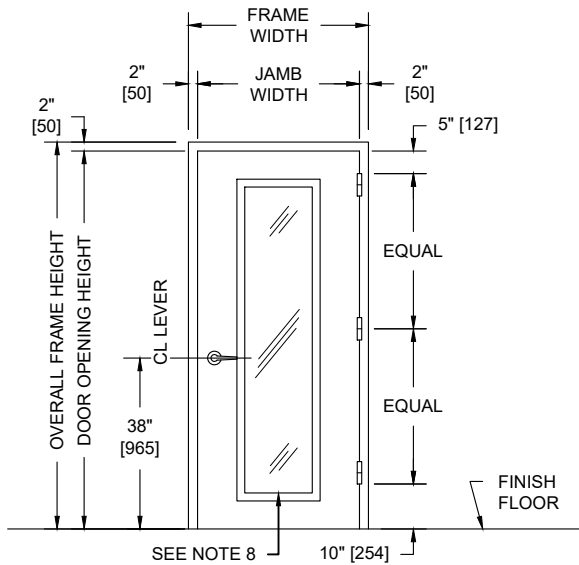


MODEL NO. 460460 / UL FIRE RATED / STC 46 / DUAL GLAZED SOUND CONTROL DOOR AND FRAME ASSEMBLY / DUAL MAGNETIC GASKETS

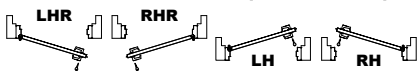


PUBLIC SIDE ELEVATION
RIGHT HAND REVERSE BEVEL SHOWN

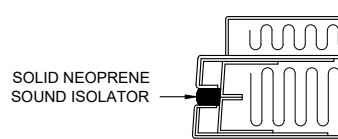
NOTES:

1. All exposed surfaces of door and frame to receive one coat of rust inhibitive prime paint.
2. Door bottom requires flush level sealing surface. Wood, aluminum, or stainless steel threshold recommended. Do not seal against carpet.
3. Frame is equipped with Overly dual magnetic seals at head and jambs. Door is equipped with an Overly Super "H" door bottom.
4. Door weight is 12.80 pounds per square foot.
5. Door can be equipped with standard builders hardware, Customer to specify. Concealed hardware is not recommended for acoustical doors.
6. Frames equipped with masonry anchors must be grouted full in field. Bolt-in type frames must have all voids in head and jambs packed with 6 to 12 pound density mineral wool and all voids between wall and frame continuously caulked.
7. Up to 1-1/2 hour UL labels can be provided on doors equipped with UL listed glass, based on individual glass manufacturer's tested allowables, in compliance with UL10C. Consult factory for specific.
8. Door tested acoustically with 1,360 square inch vision light. Customer to specify size.
9. Unit tested as single door at Riverbank Acoustical Laboratories. Results are described in Test Report No. TL04-60 with sound transmission results as shown in chart below.
10. The panel on the interior side of the door is factory recessed to accommodate cylindrical locksets. Mortise locksets require extension of push side cylinders, spindles, and thru-bolt screws.
11. Door construction is covered by US Patent No. 5,417,029.

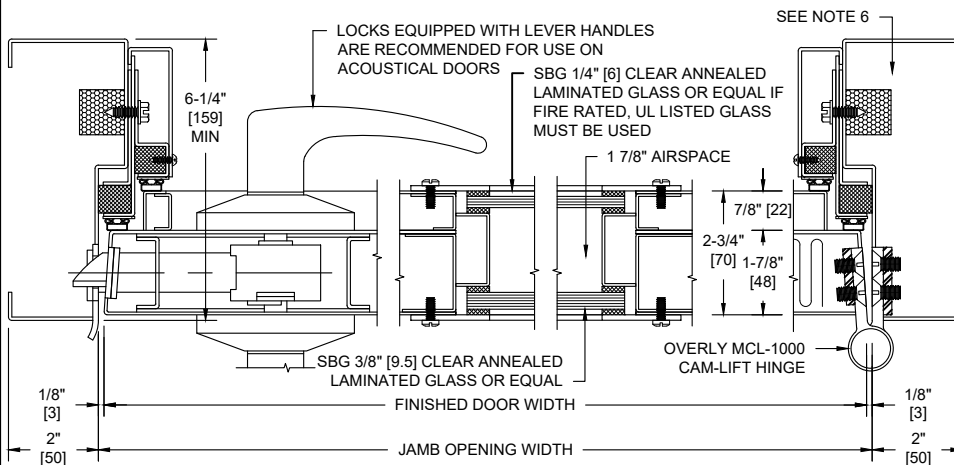
SECURED AREA (INTERIOR)



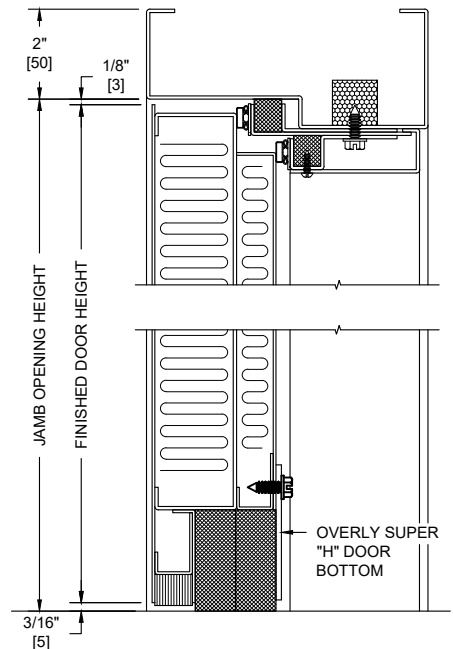
(KEY) SIDE PUBLIC AREA (EXTERIOR)



TYPICAL EDGE CONSTRUCTION
ABOVE AND BELOW LOCK CUTOUTS



HORIZONTAL SECTION



VERTICAL SECTION

SOUND TRANSMISSION LOSS IN dB AT FREQUENCY / HERTZ																	
100	125	160	200	250	315	400	500	630	800	1000	1250	1600	2000	2500	3150	4000	5000
31	30	35	36	34	34	39	41	45	49	50	50	50	54	57	59	60	62

ALL DIMENSIONS BOTH IN INCHES AND MILLIMETERS