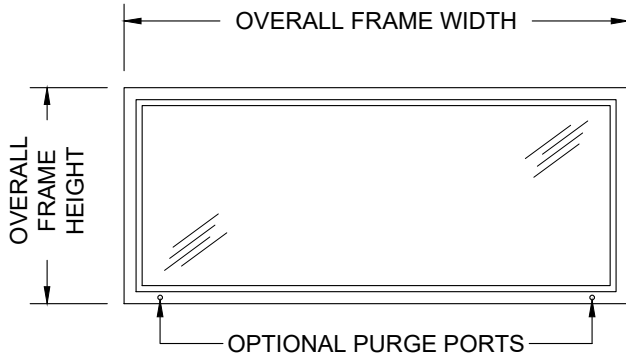


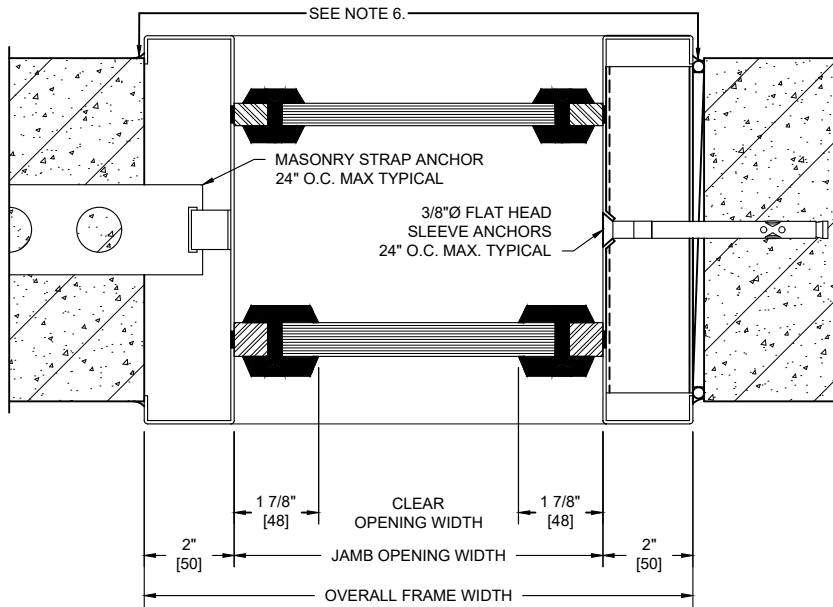
MODEL NO. 5592278 / STC 55 / DUAL GLAZED / SOUND CONTROL FIXED WINDOW ASSEMBLY / ZIPPER GASKET GLAZING



ELEVATION

NOTES:

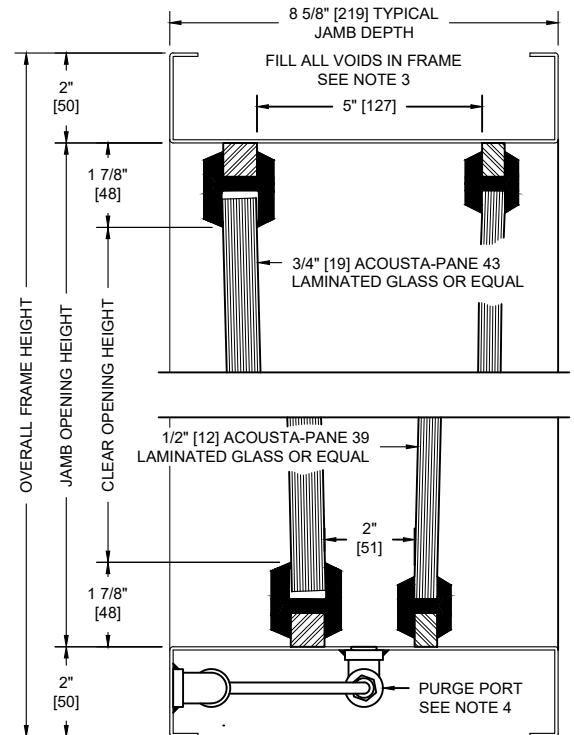
1. All exposed surfaces of frame to receive one coat of rust inhibitive prime paint.
2. Unit weight, including frame, glass, and glazing, is 18.8 pounds per square foot.
3. Frames equipped with masonry anchors must be grouted full in field. Bolt-in type frames must have all voids in head, jambs, and sill packed with 6 to 12 pound density mineral wool.
4. Sloped glass standard. Vertical glass (non-standard) available upon request.
5. Unit may be provided with two (2) optional purge ports.
6. All voids between wall and frame must be continuously caulked.



SHOWING BUILT-IN INSTALLATION IN MASONRY PARTITION

SHOWING BOLT-IN INSTALLATION IN MASONRY PARTITION

HORIZONTAL SECTION



VERTICAL SECTION

SOUND TRANSMISSION LOSS IN dB AT FREQUENCY / HERTZ																	
100	125	160	200	250	315	400	500	630	800	1000	1250	1600	2000	2500	3150	4000	5000
41	40	41	42	43	46	50	51	53	56	57	58	60	62	66	68	70	71

ALL DIMENSIONS BOTH IN INCHES AND MILLIMETERS