

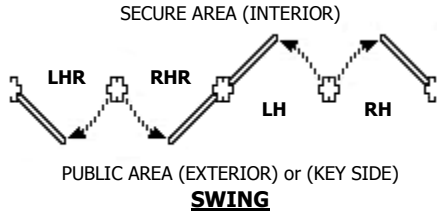
OVERLY

DOOR COMPANY

ACOUSTICAL METAL DOOR DATA SHEET

574 WEST OTTERMAN STREET
 GREENSBURG, PA 15601-0070
 TELEPHONE: (724) 834-7300
 FAX: (724) 830-2871

CUSTOMER: _____ APPROVED BY: _____
 JOB: _____ DATE: _____
 LOCATION: _____ SALES ORDER: _____ ITEM: _____
 CUSTOMER PO: _____ MARK NUMBER 1: _____ ADDITIONAL MARKS: _____



DOOR INFORMATION

MODEL NUMBER: _____
 NUMBER OF LEAFS: _____
 DOOR SWING: _____
 MATERIAL: _____
 PRIMER: _____
 REQUESTED STC: _____
 (N) CENTER LINE (A.F.F.): _____

CENTER LINE BASED ON:

LEVER DEVICE STRIKE
 CROSS BAR LOCK MFG STD

NOTE: If no choice is selected, the center line will be based on manufacturer's specifications.

VISION LIGHT INFORMATION

NO VISION LIGHTS REQUIRED

(J) VISION LIGHT WIDTH: _____ "

(K) VISION LIGHT HEIGHT: _____ "

(L) HORIZONTAL CL: _____ "

(M) VERTICAL CL: _____ "

GLASS PROVIDED BY: OVERLY OTHERS

FRAME INFORMATION

FRAME CONFIGURATION: _____

FRAME ANCHORAGE: _____

(A) JAMB OPENING WIDTH: _____ "

(B) JAMB OPENING HEIGHT: _____ "

(C) JAMB DEPTH: _____ "

(D) WALL THICKNESS: _____ "

(E) JAMB TRIM: _____ "

(F) HEAD TRIM: _____ "

ROUGH OPENING: * _____ "

*Not required for NSA or NMA frame anchorage.

WALL TYPE:

METAL STUD ** WOOD STUD
 MASONRY/CMU CHANNEL/TUBE STEEL

**SPLIT AND EWA ONLY: Wood blocking must be placed behind metal studs.

FIRE RATING

No Label

UL LABEL: 3 HR 1-1/2 HR 3/4 HR 20 MIN

UL PROCEDURE: UL10B UL10C N/A

NOTE: Some models may not bear a 3 hour U.L. fire label.

SILL INFORMATION

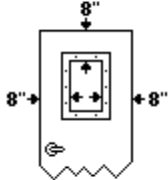
SILL CONDITION: _____

(G) FLOORING THICKNESS _____ "

(H) THRESHOLD THICKNESS: _____ "

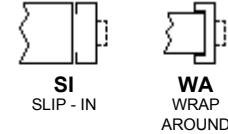
MAXIMUM LIGHT SIZES WITH U.L. FIRE LABEL

3 HOUR - NO LIGHT
 1 1/2 HOUR - 100 in.²
 3/4 HOUR - 1296 in.²

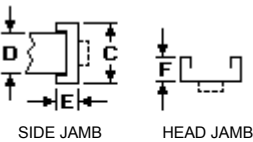


Larger sizes are available with the use of Firelite glass - contact the factory for more information

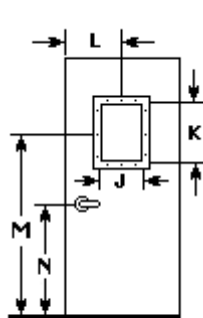
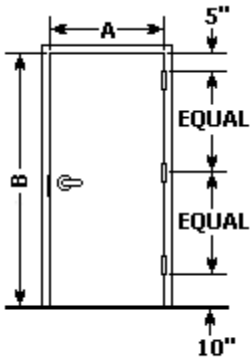
MINIMUM STILES



FRAME CONFIGURATION



FRAME PROFILE

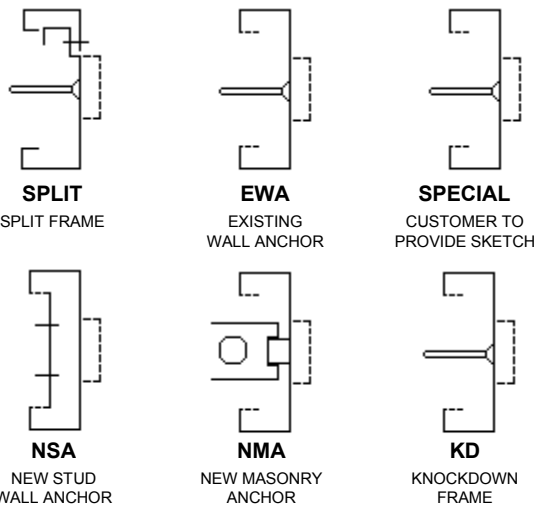


HARDWARE

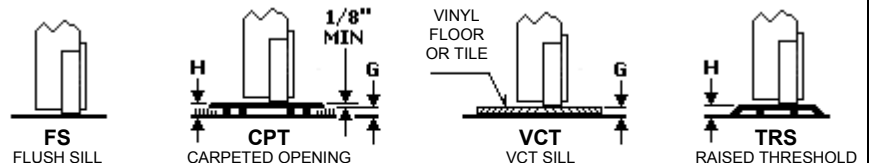
By: Overly Others

<input type="checkbox"/>	<input type="checkbox"/>
<input type="checkbox"/>	<input type="checkbox"/>
<input type="checkbox"/>	<input type="checkbox"/>
<input type="checkbox"/>	<input type="checkbox"/>
<input type="checkbox"/>	<input type="checkbox"/>
<input type="checkbox"/>	<input type="checkbox"/>
<input type="checkbox"/>	<input type="checkbox"/>
<input type="checkbox"/>	<input type="checkbox"/>
<input type="checkbox"/>	<input type="checkbox"/>
<input type="checkbox"/>	<input type="checkbox"/>

ADDITIONAL NOTES:



FRAME ANCHORAGE



BOTTOM LINE DENOTES BOTTOM OF FRAME AT ALL CONDITIONS

SILL CONDITION